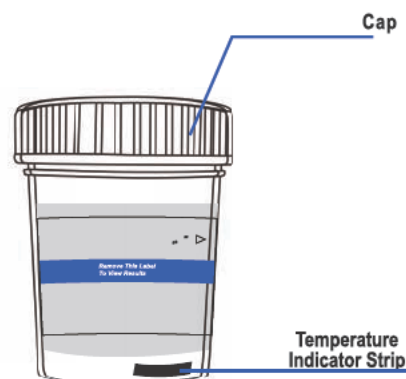
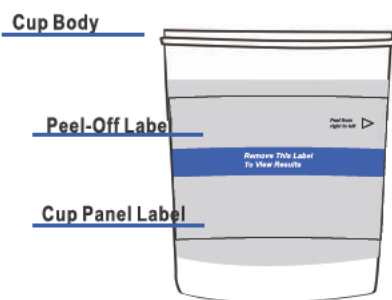




CLIA WAIVED DRUG TEST CUP

# PROCEDURE CARD

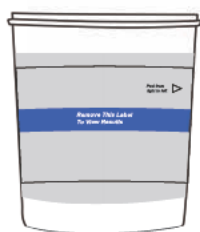
Initials	Date	SECURITY SEAL LABEL
----------	------	---------------------



**1** Donor provides urine specimen in cup. If desired, cap can be held by operator to initiate the test at a later time.

**2** Once urine sample has been collected, screw cap firmly onto cup.

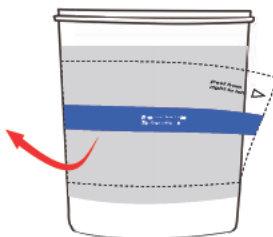
**3** Check urine temperature at 2-4 minutes by reading green color on temperature indicator strip.



**4** Donor dates and initials security seal. Operator checks cap for tightness and attaches security seal label over cap as shown (Optional).

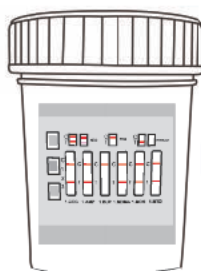
**5** Remove peel-off label.

**6** Read adulteration strip pads between 2 minutes, if applicable.



**7** Read test results at 5 minutes. Refer to diagram below for result interpretation.

**8** Positive test results must be confirmed by another test method. Send cup and urine specimen with security seal label intact to a toxicology laboratory for confirmation.



	Normal	Abnormal
COU		
SG		
pH		
NI		
GLUT		
CREA		

