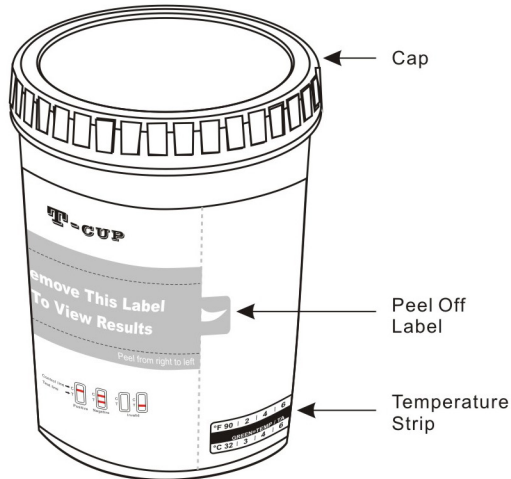
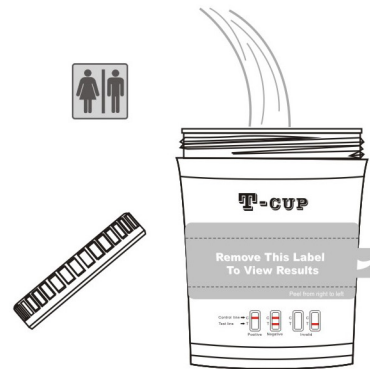


Procedure Card




1 The donors collect his/her urine samples.

Note:
The minimum sample volume is 25mL (See the Minimum Fill Volume scale on the cup label).



2 Recap the cup and place the test T-cup on a flat surface, observing the temperature strip attached on the cup.



3 Wait for 5 minutes, remove the label and read the result.
Do not read results after 5 minutes.

